



## 13 SEER CONDENSING UNITS



### 13AJA SERIES

#### Features

- Painted louvered steel cabinet.
- Easily accessible control box.
- Condenser coils constructed with copper tubing and enhanced aluminum fins.
- Grille/Motor mount for quiet fan operation.

#### Applications

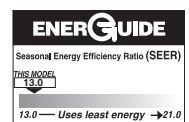
Outdoor condensing unit designed for ground level or rooftop installations. These units offer comfort and dependability for single, multi-family and light commercial applications.

#### Accessories

- Low Pressure Control (RXAC-A03)
- High Pressure Control (RXAB-A03)
- Low Ambient Control (RXAD-A04)
- Compressor Time Delay Control
- Crankcase Heater
- Sound Enclosure
- Filter Drier



(IN CERTAIN  
MATCHED SYSTEMS)



# Model Number Identification

<b>13</b>	<b>A</b>	<b>J</b>	<b>A</b>	<b>18</b>	<b>A</b>	<b>01</b>
13 SEER	A = AIR CONDITIONER	VOLTAGE J = 208-230 SINGLE PHASE	DESIGN SERIES A = 1ST DESIGN	NOMINAL COOLING CAPACITY 18 = 18,000 BTU/HR [5.28 kW] 24 = 24,000 BTU/HR [7.03 kW] 30 = 30,000 BTU/HR [8.79 kW] 36 = 36,000 BTU/HR [10.55 kW] 42 = 42,000 BTU/HR [12.31 kW] 48 = 48,000 BTU/HR [14.07 kW] 60 = 60,000 BTU/HR [17.58 kW]	CABINET A = FULL METAL JACKET	WEATHERKING

## Performance Data @ ARI Standard Conditions—Cooling

Model Numbers		80°F [26.5°C] DB/67°F [19.5°C] WB Indoor Air 95°F [35°C] DB Outdoor Air					Sound Rating dB	Indoor CFM [L/s]
Outdoor Unit 13AJA	Indoor Coil and/or Air Handler	Total Capacity BTU/H [kW]	Net Sensible BTU/H [kW]	Net Latent BTU/H [kW]	EER	SEER		
18	RCFA-H*2417A* ①	18,300 [5.4]	13,000 [3.8]	5,300 [1.6]	11.70	13.00	76	600 [283]
	RCFA-A*2414B*	18,300 [5.4]	13,000 [3.8]	5,300 [1.6]	11.70	13.00	76	600 [283]
	RCFA-A*2417B*	18,300 [5.4]	13,000 [3.8]	5,300 [1.6]	11.70	13.00	76	600 [283]
	RCFA-H*2414A*	18,300 [5.4]	13,000 [3.8]	5,300 [1.6]	11.70	13.00	76	600 [283]
	17AHBA24HM (RCHJ-24A1)	17,900 [5.2]	11,450 [3.4]	6,450 [1.9]	12.70	14.00	76	650 [307]
	(-)BHK-17 (RCHJ-24A1)	17,700 [5.2]	11,150 [3.3]	6,550 [1.9]	12.80	14.00	76	600 [283]
	(-)BHP-17 (RCHJ-24A1)	17,900 [5.2]	11,450 [3.4]	6,450 [1.9]	12.70	14.00	76	650 [307]
	RCQC-2417A	18,400 [5.4]	13,300 [3.9]	5,100 [1.5]	11.70	13.10	76	600 [283]
	17AHS18AU (RCSA-A*2417A*)	18,500 [5.4]	13,150 [3.9]	5,350 [1.6]	12.20	13.00	76	600 [283]
	17AHLA24HM (RCSA-H*2417A*)	18,800 [5.5]	13,350 [3.9]	5,450 [1.6]	13.10	14.00	76	600 [283]
	17AHS18HM (RCSA-H*2417A*)	18,500 [5.4]	13,150 [3.9]	5,350 [1.6]	12.20	13.00	76	600 [283]
	(-)HLA-HM2417 (RCSA-H*2417A*)	18,800 [5.5]	13,350 [3.9]	5,450 [1.6]	13.10	14.00	76	600 [283]
	(-)HSA-HM1817 (RCSA-H*2417A*)	18,500 [5.4]	13,150 [3.9]	5,350 [1.6]	12.20	13.00	76	600 [283]
	24	RCFA-H*2417A* ①	23,400 [6.9]	16,350 [4.8]	7,050 [2.1]	11.55	13.00	74
RCFA-A*2414B*		23,400 [6.9]	16,350 [4.8]	7,050 [2.1]	11.55	13.00	74	800 [378]
RCFA-A*2417B*		23,400 [6.9]	16,350 [4.8]	7,050 [2.1]	11.55	13.00	74	800 [378]
RCFA-H*2414A*		23,400 [6.9]	16,350 [4.8]	7,050 [2.1]	11.55	13.00	74	800 [378]
17AHBA24HM (RCHJ-24A1)		22,600 [6.6]	15,350 [4.5]	7,250 [2.1]	12.50	14.00	74	825 [389]
(-)BHK-17 (RCHJ-24A1)		23,000 [6.7]	15,750 [4.6]	7,250 [2.1]	12.60	14.00	74	800 [378]
(-)BHP-17 (RCHJ-24A1)		22,600 [6.6]	15,350 [4.5]	7,250 [2.1]	12.50	14.00	74	825 [389]
(-)BHK-17 (RCHJ-24A2)		23,000 [6.7]	15,750 [4.6]	7,250 [2.1]	12.60	14.00	74	800 [378]
17AHS24AU (RCSA-A*2417A*)		23,600 [6.9]	16,450 [4.8]	7,150 [2.1]	11.85	13.00	74	800 [378]
17AHLA24HM (RCSA-H*2417A*)		24,000 [7.0]	16,800 [4.9]	7,200 [2.1]	13.10	14.00	74	775 [366]
17AHS24HM (RCSA-H*2417A*)		23,600 [6.9]	16,450 [4.8]	7,150 [2.1]	11.85	13.00	74	800 [378]
(-)HLA-HM2417 (RCSA-H*2417A*)		24,000 [7.0]	16,800 [4.9]	7,200 [2.1]	13.10	14.00	74	775 [366]
(-)HSA-HM2417 (RCSA-H*2417A*)		23,600 [6.9]	16,450 [4.8]	7,150 [2.1]	11.85	13.00	74	800 [378]
30		RCFA-H*3617A* ①	28,600 [8.4]	20,100 [5.9]	8,500 [2.5]	11.50	13.00	73
	RCFA-A*3617B*	28,600 [8.4]	20,100 [5.9]	8,500 [2.5]	11.50	13.00	73	1,000 [472]
	RCFA-A*3621B*	28,600 [8.4]	20,100 [5.9]	8,500 [2.5]	11.50	13.00	73	1,000 [472]
	RCFA-H*3621A*	28,600 [8.4]	20,100 [5.9]	8,500 [2.5]	11.50	13.00	73	1,000 [472]
	21AHBA36HM (RCHJ-36A1)	28,800 [8.4]	19,700 [5.8]	9,100 [2.7]	12.65	14.00	73	1,000 [472]
	(-)BHK-21 (RCHJ-36A1)	28,800 [8.4]	19,700 [5.8]	9,100 [2.7]	12.90	14.00	73	1,000 [472]
	(-)BHP-21 (RCHJ-36A1)	28,800 [8.4]	19,700 [5.8]	9,100 [2.7]	12.65	14.00	73	1,000 [472]
	RCQC-3617A	29,000 [8.5]	20,600 [6.0]	8,400 [2.5]	11.60	13.00	73	1,000 [472]
	RCQC-3621A	29,000 [8.5]	20,600 [6.0]	8,400 [2.5]	11.60	13.00	73	1,000 [472]
	17AHS30AU (RCSA-A*3617A*)	28,600 [8.4]	20,100 [5.9]	8,500 [2.5]	11.90	13.00	73	950 [448]
	17AHLA36HM (RCSA-H*3617A*)	29,200 [8.6]	20,550 [6.0]	8,650 [2.5]	12.70	14.00	73	1,000 [472]
	17AHS30HM (RCSA-H*3617A*)	28,600 [8.4]	20,100 [5.9]	8,500 [2.5]	11.90	13.00	73	950 [448]
	(-)HLA-HM3617 (RCSA-H*3617A*)	29,200 [8.6]	20,550 [6.0]	8,650 [2.5]	12.70	14.00	73	1,000 [472]
	(-)HSA-HM3017 (RCSA-H*3617A*)	28,600 [8.4]	20,100 [5.9]	8,500 [2.5]	11.90	13.00	73	950 [448]

① Highest sales volume tested combination required by D.O.E. test procedures.

[ ] Designates Metric Conversions

# Performance Data @ ARI Standard Conditions—Cooling (con't.)

Model Numbers		80°F [26.5°C] DB/67°F [19.5°C] WB Indoor Air 95°F [35°C] DB Outdoor Air					Sound Rating dB	Indoor CFM [L/s]
Outdoor Unit 13AJA	Indoor Coil and/or Air Handler	Total Capacity BTU/H [kW]	Net Sensible BTU/H [kW]	Net Latent BTU/H [kW]	EER	SEER		
36	RCFA-H*3617A* ①	34,400 [10.1]	25,100 [7.4]	9,300 [2.7]	11.75	13.00	76	1,175 [554]
	RCFA-A*3617B*	34,400 [10.1]	25,100 [7.4]	9,300 [2.7]	11.75	13.00	76	1,175 [554]
	RCFA-A*3621B*	34,400 [10.1]	25,100 [7.4]	9,300 [2.7]	11.75	13.00	76	1,175 [554]
	RCFA-H*3621A*	34,400 [10.1]	25,100 [7.4]	9,300 [2.7]	11.75	13.00	76	1,175 [554]
	RCHJ-36A1	33,200 [9.7]	23,570 [6.9]	9,630 [2.8]	11.25	13.00	76	1,200 [566]
	21AHBA36HM (RCHJ-36A1)	34,200 [10.0]	24,950 [7.3]	9,250 [2.7]	12.60	14.00	76	1,225 [578]
	(-)BHK-21 (RCHJ-36A1)	34,200 [10.0]	24,950 [7.3]	9,250 [2.7]	12.60	14.00	76	1,200 [566]
	(-)BHP-21 (RCHJ-36A1)	34,200 [10.0]	24,950 [7.3]	9,250 [2.7]	12.60	14.00	76	1,225 [578]
	RCHJ-36A2	33,200 [9.7]	23,570 [6.9]	9,630 [2.8]	11.25	13.00	76	1,200 [566]
	(-)BHK-21 (RCHJ-36A2)	34,200 [10.0]	24,950 [7.3]	9,250 [2.7]	12.60	14.00	76	1,200 [566]
	RCQC-3617A	35,000 [10.3]	25,100 [7.4]	9,900 [2.9]	11.75	13.00	76	1,200 [566]
	RCQC-3621A	35,000 [10.3]	25,100 [7.4]	9,900 [2.9]	11.75	13.00	76	1,200 [566]
	17AHSA36AU (RCSA-A*3617A*)	34,600 [10.1]	25,300 [7.4]	9,300 [2.7]	12.00	13.00	76	1,100 [519]
	17AHLA36HM (RCSA-H*3617A*)	35,400 [10.4]	25,800 [7.6]	9,600 [2.8]	12.70	14.00	76	1,200 [566]
	17AHSA36HM (RCSA-H*3617A*)	34,600 [10.1]	25,300 [7.4]	9,300 [2.7]	12.00	13.00	76	1,100 [519]
	(-)HLA-HM3617 (RCSA-H*3617A*)	35,400 [10.4]	25,800 [7.6]	9,600 [2.8]	12.70	14.00	76	1,200 [566]
(-)HSA-HM3617 (RCSA-H*3617A*)	34,600 [10.1]	25,300 [7.4]	9,300 [2.7]	12.00	13.00	76	1,100 [519]	
(-)HSA-HM3621 (RCSA-H*3621A*)	34,600 [10.1]	25,300 [7.4]	9,300 [2.7]	12.00	13.00	76	1,100 [519]	
42	RCFA-H*4821A* ①	40,500 [11.9]	29,000 [8.5]	11,500 [3.4]	11.15	13.00	76	1,400 [661]
	RCFA-A*4821B*	40,500 [11.9]	29,000 [8.5]	11,500 [3.4]	11.15	13.00	76	1,400 [661]
	RCFA-A*4824B*	40,500 [11.9]	29,000 [8.5]	11,500 [3.4]	11.15	13.00	76	1,400 [661]
	RCFA-H*4824A*	40,500 [11.9]	29,000 [8.5]	11,500 [3.4]	11.15	13.00	76	1,400 [661]
	24AHBA48HM (RCHJ-48A1)	40,500 [11.9]	27,800 [8.1]	12,700 [3.7]	12.10	14.00	76	1,400 [661]
	(-)BHK-24 (RCHJ-48A1)	40,500 [11.9]	27,800 [8.1]	12,700 [3.7]	12.00	14.00	76	1,400 [661]
	(-)BHP-24 (RCHJ-48A1)	40,500 [11.9]	27,800 [8.1]	12,700 [3.7]	12.10	14.00	76	1,400 [661]
	RCQC-4821A	41,000 [12.0]	29,100 [8.5]	11,900 [3.5]	11.10	13.00	76	1,400 [661]
	RCQC-4824A	41,000 [12.0]	29,100 [8.5]	11,900 [3.5]	11.10	13.00	76	1,400 [661]
	21AHSA42AU (RCSA-A*4821A*)	40,500 [11.9]	28,800 [8.4]	11,700 [3.4]	11.35	13.00	76	1,325 [625]
	21AHLA48HM (RCSA-H*4821A*)	41,500 [12.2]	29,500 [8.6]	12,000 [3.5]	12.20	14.00	76	1,400 [661]
	21AHSA42HM (RCSA-H*4821A*)	40,500 [11.9]	28,800 [8.4]	11,700 [3.4]	11.35	13.00	76	1,325 [625]
	(-)HLA-HM4821 (RCSA-H*4821A*)	41,500 [12.2]	29,500 [8.6]	12,000 [3.5]	12.20	14.00	76	1,400 [661]
	(-)HSA-HM4221 (RCSA-H*4821A*)	40,500 [11.9]	28,800 [8.4]	11,700 [3.4]	11.35	13.00	76	1,325 [625]
48	RCFA-H*4821A* ①	46,000 [13.5]	33,300 [9.8]	12,700 [3.7]	11.65	13.00	77	1,575 [743]
	RCFA-A*4821B*	46,000 [13.5]	33,300 [9.8]	12,700 [3.7]	11.65	13.00	77	1,575 [743]
	RCFA-A*4824B*	46,000 [13.5]	33,300 [9.8]	12,700 [3.7]	11.65	13.00	77	1,575 [743]
	RCFA-H*4824A*	46,000 [13.5]	33,300 [9.8]	12,700 [3.7]	11.65	13.00	77	1,575 [743]
	24AHBA48HM (RCHJ-48A1)	45,000 [13.2]	31,600 [9.3]	13,400 [3.9]	11.95	13.50	77	1,600 [755]
	(-)BHK-24 (RCHJ-48A1)	45,000 [13.2]	31,600 [9.3]	13,400 [3.9]	11.90	13.50	77	1,600 [755]
	(-)BHP-24 (RCHJ-48A1)	45,000 [13.2]	31,600 [9.3]	13,400 [3.9]	11.95	13.50	77	1,600 [755]
	(-)BHK-24 (RCHJ-48A2)	45,000 [13.2]	31,600 [9.3]	13,400 [3.9]	11.90	13.50	77	1,600 [755]
	RCQC-4821A	45,500 [13.3]	33,500 [9.8]	12,000 [3.5]	11.30	13.00	77	1,600 [755]
	RCQC-4824A	45,500 [13.3]	33,500 [9.8]	12,000 [3.5]	11.30	13.00	77	1,600 [755]
	21AHSA48AU (RCSA-A*4821A*)	45,500 [13.3]	33,000 [9.7]	12,500 [3.7]	11.70	13.00	77	1,500 [708]
	24AHSA48AU (RCSA-A*4824A*)	45,500 [13.3]	33,000 [9.7]	12,500 [3.7]	11.70	13.00	77	1,500 [708]
	21AHLA48HM (RCSA-H*4821A*)	46,500 [13.6]	33,600 [9.8]	12,900 [3.8]	12.30	13.50	77	1,575 [743]
	21AHSA48HM (RCSA-H*4821A*)	45,500 [13.3]	33,000 [9.7]	12,500 [3.7]	11.70	13.00	77	1,500 [708]
	(-)HLA-HM4821 (RCSA-H*4821A*)	46,500 [13.6]	33,600 [9.8]	12,900 [3.8]	12.30	13.50	77	1,575 [743]
	(-)HSA-HM4821 (RCSA-H*4821A*)	45,500 [13.3]	33,000 [9.7]	12,500 [3.7]	11.70	13.00	77	1,500 [708]
	24AHLA48HM (RCSA-H*4824A*)	46,500 [13.6]	33,800 [9.9]	12,700 [3.7]	12.55	14.00	77	1,600 [755]
	24AHSA48HM (RCSA-H*4824A*)	45,500 [13.3]	33,000 [9.7]	12,500 [3.7]	11.70	13.00	77	1,500 [708]
(-)HLA-HM4824 (RCSA-H*4824A*)	46,500 [13.6]	33,800 [9.9]	12,700 [3.7]	12.55	14.00	77	1,600 [755]	
(-)HSA-HM4824 (RCSA-H*4824A*)	45,500 [13.3]	33,000 [9.7]	12,500 [3.7]	11.70	13.00	77	1,500 [708]	

① Highest sales volume tested combination required by D.O.E. test procedures.

[ ] Designates Metric Conversions

## Performance Data @ ARI Standard Conditions—Cooling (con't.)

Model Numbers		80°F [26.5°C] DB/67°F [19.5°C] WB Indoor Air 95°F [35°C] DB Outdoor Air					Sound Rating dB	Indoor CFM [L/s]
Outdoor Unit 13AJA	Indoor Coil and/or Air Handler	Total Capacity BTU/H [kW]	Net Sensible BTU/H [kW]	Net Latent BTU/H [kW]	EER	SEER		
60	RCFA-H*6024A* ①	57,000 [16.7]	39,400 [11.5]	17,600 [5.2]	11.10	13.00	77	1,725 [814]
	RCFA-A*6024B*	57,000 [16.7]	39,400 [11.5]	17,600 [5.2]	11.10	13.00	77	1,725 [814]
	(-)BHK-25 (RCHA-60A1)	55,000 [16.1]	36,550 [10.7]	18,450 [5.4]	11.50	13.45	77	1,800 [849]
	25AHBA60HM (RCHJ-60A1)	55,000 [16.1]	35,750 [10.5]	19,250 [5.6]	11.20	13.00	77	1,800 [849]
	(-)BHK-25 (RCHJ-60A1)	56,000 [16.4]	37,300 [10.9]	18,700 [5.5]	11.30	13.00	77	2,000 [944]
	(-)BHP-25 (RCHJ-60A1)	55,000 [16.1]	35,750 [10.5]	19,250 [5.6]	11.20	13.00	77	1,800 [849]
	24AHLA60HM (RCSA-H*6024A*)	58,000 [17.0]	39,400 [11.5]	18,600 [5.4]	11.75	13.50	77	1,800 [849]
	(-)HLA-HM6024 (RCSA-H*6024A*)	58,000 [17.0]	39,400 [11.5]	18,600 [5.4]	11.75	13.50	77	1,800 [849]

① Highest sales volume tested combination required by D.O.E. test procedures.

[ ] Designates Metric Conversions

# Electrical and Physical Data

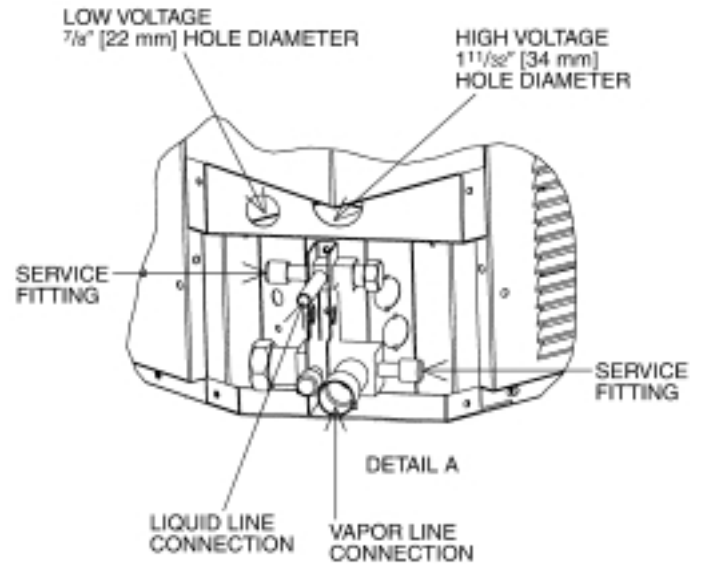
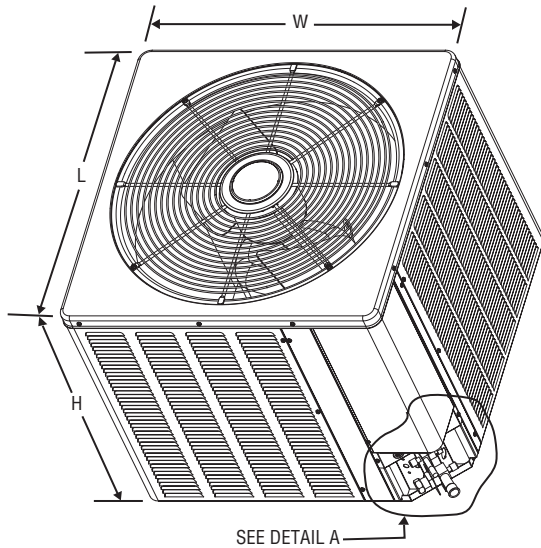
Model Number 13AJA	ELECTRICAL							PHYSICAL						
	Phase Frequency [HZ] Voltage [Volts]	Compressor		Fan Motor Full Load Amperes (FLA)	Minimum Circuit Capacity Amperes	Fuse or HACR Circuit Breaker		Outdoor Coil			Refrigerant Per Circuit Oz. [g]	Weight		
		Rated Load Amperes (RLA)	Locked Rotor Amperes (LRA)			Minimum Amperes	Maximum Amperes	Face Area Sq. Ft. [m <sup>2</sup> ]	No. Rows	CFM [L/s]		Net Lbs. [kg]	Shipping Lbs. [kg]	
18	1-60-208/230	7.7/7.7	40.3	1.0	11/11	15/15	15/15	8.43 [0.78]	1	1900 [897]	67 [1899]	150 [68.0]	158 [71.7]	
24	1-60-208/230	10.4/10.4	54	0.6	14/14	20/20	20/20	11.06 [1.03]	1	1700 [802]	77 [2183]	155 [70.3]	163 [73.9]	
30	1-60-208/230	14.1/14.1	68	0.8	19/19	25/25	30/30	13.72 [1.27]	1	2325 [1097]	98 [2778]	175 [79.4]	185 [83.9]	
36	1-60-208/230	14.4/14.4	78	0.8	19/19	25/25	30/30	16.39 [1.52]	1	2800 [1321]	108 [3062]	200 [90.7]	212 [96.2]	
42	1-60-208/230	19.2/19.2	105	0.8	25/25	30/30	40/40	16.39 [1.52]	1	2800 [1321]	121 [3430]	205 [93.0]	217 [98.4]	
48	1-60-208/230	21.1/21.1	115	1.2	28/28	35/35	45/45	16.39 [1.52]	1	3300 [1557]	123 [3487]	210 [95.3]	222 [100.7]	
60	1-60-208/230	25.3/25.3	150	1.2	33/33	40/40	50/50	21.85 [2.03]	1	3575 [1687]	191 [5415]	247 [112]	258 [117]	

NOTE: Factory Refrigerant Charge includes refrigerant for 15 feet of standard line set.

## Unit Dimensions

Model No. 13AJA	Unit Dimensions		
	Width "W" Inches	Length "L" Inches	Height "H" Inches
18, 24	23 <sup>5</sup> / <sub>8</sub> [600]	23 <sup>5</sup> / <sub>8</sub> [600]	24 <sup>1</sup> / <sub>4</sub> [616]
30	27 <sup>5</sup> / <sub>8</sub> [702]	27 <sup>5</sup> / <sub>8</sub> [702]	24 <sup>1</sup> / <sub>4</sub> [616]
36, 42, 48	31 <sup>5</sup> / <sub>8</sub> [803]	31 <sup>5</sup> / <sub>8</sub> [803]	27 <sup>15</sup> / <sub>16</sub> [710]
60	31 <sup>5</sup> / <sub>8</sub> [803]	31 <sup>5</sup> / <sub>8</sub> [803]	35 <sup>15</sup> / <sub>16</sub> [913]

[ ] Designates Metric Conversions



# Condensing Unit Refrigerant Line Size Information

System Capacity	Liquid Line Connection Size (Inch I.D.)	Line Size (Inch O.D.) [mm]	Liquid Line Size – Outdoor Unit Above Indoor Coil (Cooling Only—Does not apply to Heat Pumps)						Liquid Line Size – Outdoor Unit Below Indoor Coil (Cooling Only)					
			Total Equivalent Length—Feet [m]						Total Equivalent Length—Feet [m]					
			25 [7.62]	50 [15.24]	75 [22.86]	100 [30.48]	125 [38.10]	150 [45.72]	25 [7.62]	50 [15.24]	75 [22.86]	100 [30.48]	125 [38.10]	150 [45.72]
			Minimum Vertical Separation—Feet [m]						Maximum Vertical Separation—Feet [m]					
1 1/2 Ton	3/8" [9.53]	1/4 [6.35]	0 ①	0 ①	5 [1.52]	18 [5.49]	31 [9.45]	44 [13.41]	21 [6.40]	8 [2.44]	N/A	N/A	N/A	N/A
		5/16 [7.94]	0 ①	0 ①	0 ①	0 ①	0 ①	0 ①	25 [7.62]	27 [8.23]	24 [7.32]	21 [6.40]	17 [5.18]	14 [4.27]
		3/8* [9.53]	0 ①	0 ①	0 ①	0 ①	0 ①	0 ①	25 [7.62]	40 [12.19]	39 [11.89]	38 [11.58]	37 [11.28]	35 [10.67]
2 Ton	3/8" [9.53]	1/4 [6.35]	0 ①	5 [1.52]	27 [8.23]	48 [14.63]	69 [21.03]	91 [27.74]	16 [4.88]	N/A	N/A	N/A	N/A	N/A
		5/16 [7.94]	0 ①	0 ①	0 ①	0 ①	0 ①	0 ①	25 [7.62]	26 [7.92]	21 [6.40]	15 [4.57]	10 [3.05]	5 [1.52]
		3/8* [9.53]	0 ①	0 ①	0 ①	0 ①	0 ①	0 ①	25 [7.62]	38 [11.58]	36 [10.97]	35 [10.67]	33 [10.06]	31 [9.45]
2 1/2 Ton	3/8" [9.53]	1/4 [6.35]	0 ①	34 [10.36]	69 [21.03]	N/A	N/A	N/A	0	N/A	N/A	N/A	N/A	N/A
		5/16 [7.94]	0 ①	0 ①	0 ①	0 ①	9 [2.74]	18 [5.49]	25 [7.62]	17 [5.18]	8 [2.44]	0	N/A	N/A
		3/8* [9.53]	0 ①	0 ①	0 ①	0 ①	0 ①	0 ①	25 [7.62]	37 [11.28]	34 [10.36]	31 [9.45]	29 [8.84]	26 [7.92]
3 Ton	3/8" [9.53]	5/16 [7.94]	0 ①	0 ①	0 ①	6 [1.83]	17 [5.18]	28 [8.53]	25 [7.62]	15 [4.57]	4 [1.22]	N/A	N/A	N/A
		3/8* [9.53]	0 ①	0 ①	0 ①	0 ①	0 ①	0 ①	25 [7.62]	30 [9.14]	26 [7.92]	23 [7.01]	19 [5.79]	16 [4.88]
3 1/2 Ton	3/8" [9.53]	5/16 [7.94]	0 ①	0 ①	0 ①	13 [3.96]	28 [8.53]	43 [13.11]	25 [7.62]	17 [5.18]	2 [0.61]	N/A	N/A	N/A
		3/8* [9.53]	0 ①	0 ①	0 ①	0 ①	0 ①	0 ①	25 [7.62]	37 [11.28]	32 [9.75]	28 [8.53]	23 [7.01]	18 [5.49]
4 Ton	3/8" [9.53]	3/8* [9.53]	0 ①	0 ①	0 ①	0 ①	0 ①	0 ①	25 [7.62]	33 [10.06]	27 [8.23]	21 [6.40]	15 [4.57]	9 [2.74]
		1/2 [12.57]	0 ①	0 ①	0 ①	0 ①	0 ①	0 ①	25 [7.62]	43 [13.11]	42 [12.80]	40 [12.19]	39 [11.89]	38 [11.58]
5 Ton	3/8" [9.53]	3/8* [9.53]	0 ①	0 ①	0 ①	0 ①	0 ①	9 [2.74]	25 [7.62]	25 [7.62]	17 [5.18]	8 [2.44]	0	N/A
		1/2 [12.57]	0 ①	0 ①	0 ①	0 ①	0 ①	0 ①	25 [7.62]	39 [11.89]	37 [11.28]	36 [10.97]	34 [10.36]	32 [9.75]

NOTES: \*Standard line size

N/A = Application not recommended.

① The "Minimum Vertical Separation" is the elevation difference between the outdoor unit being above the indoor coil.

A "0" denoted in the table means that there is no elevation requirement (any elevation difference is acceptable).

Suction Line Length/Size versus Capacity Multiplier (R-22)									
Unit Size		1 1/2 Ton	2 Ton	2 1/2 Ton	3 Ton	3 1/2 Ton	4 Ton	5 Ton	
Suction Line Connection Size		3/4" [19.05] I.D.			7/8" [22.23] I.D.				
Suction Line Run—Feet [m]		5/8" [15.88 mm] O.D. Opt. 3/4" [19.05 mm] O.D. Std.*	5/8" [15.88 mm] O.D. Opt. 3/4" [19.05 mm] O.D. Std.* 7/8" [22.23 mm] O.D. Opt.	3/4" [19.05 mm] O.D. Opt. 7/8" [22.23 mm] O.D. Std.*	3/4" [19.05 mm] O.D. Opt. 7/8" [22.23 mm] O.D. Std.*	3/4" [19.05 mm] O.D. Opt. 7/8" [22.23 mm] O.D. Std.* 1 1/8" [28.58 mm] O.D. Opt.	7/8" [22.23 mm] O.D. Opt. 1 1/8" [28.58 mm] O.D. Std.*		
25' [7.62]	Optional	.99	.99	.98	.99	.99	.99	.99	
	Standard	1.00	1.00	1.00	1.00	1.00	1.00	1.00	
50' [15.24]	Optional	—	1.00	1.00	—	1.00	—	—	
	Standard	.97	.96	.96	.98	.97	.98	.97	
100' [30.48]	Optional	.99	.99	.98	.99	.98	.99	.99	
	Standard	—	.99	.99	—	1.00	—	—	
150' [45.72]	Optional	.94	.92	.94	.95	.93	.95	.95	
	Standard	.96	.96	.96	.96	.96	.98	.98	
Optional	Optional	—	.97	.97	—	.98	—	—	
	Standard	.90	.89	.92	.93	.92	.93	.93	
Optional	Optional	.93	.93	.93	.94	.94	.96	.96	
Optional	Optional	—	.95	.95	—	.96	—	—	

NOTES: \*Standard line size

Using suction line larger than shown in chart will result in poor oil return and is not recommended.

[ ] Designates Metric Conversions

**BEFORE PURCHASING THIS APPLIANCE, READ IMPORTANT ENERGY COST AND EFFICIENCY INFORMATION AVAILABLE FROM YOUR RETAILER.**

## GENERAL TERMS OF LIMITED WARRANTY

ICECO<sup>SM</sup> will furnish a replacement for any part of this product which fails in normal use and service within the applicable period stated, in accordance with the terms of the limited warranty.

Condenser Coil leaks caused by  
 factory defects .....Five (5) Years  
 Compressor .....Five (5) Years  
 Any Other Part.....Five (5) Years

For Complete Details of the Limited Warranty, Including Applicable Terms and Conditions, See Your Local Installer or visit [www.ICECOhvac.com](http://www.ICECOhvac.com).

# NOTES

**Before proceeding with installation, refer to installation instructions packaged with each model, as well as complying with all Federal, State, Provincial, and Local codes, regulations, and practices.**

**Manufactured By ICECO**



5600 Old Greenwood Road, Fort Smith, Arkansas 72908



*"In keeping with its policy of continuous progress and product improvement, ICECO reserves the right to make changes without notice."*